



*Meubles de Qualité à Prix Abordable
Affordable Quality Home Furniture*

BANC AVEC 3 TIROIRS DE RANGEMENT CAPPUCCINO
CAPPUCCINO 3 DRAWER STORAGE BENCH

I 4513

INSTRUCTIONS D'ASSEMBLAGE
ASSEMBLY INSTRUCTIONS

MONARCH SPECIALTIES INC.



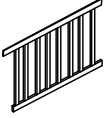
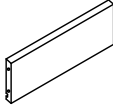
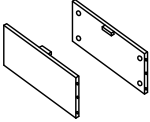
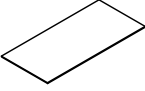
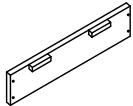
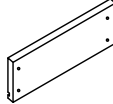
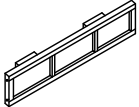
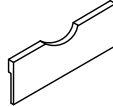
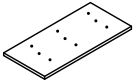


POUR DE L'ASSISTANCE OU POUR COMMANDER
DES PIÈCES CONTACTEZ NOTRE DÉPARTEMENT
DE SERVICE À LA CLIENTÈLE.


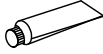




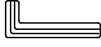




FOR ASSISTANCE OR TO ORDER PARTS
CONTACT OUR CUSTOMER SERVICE DEPARTMENT

WWW.MONARCHSERVICE.COM

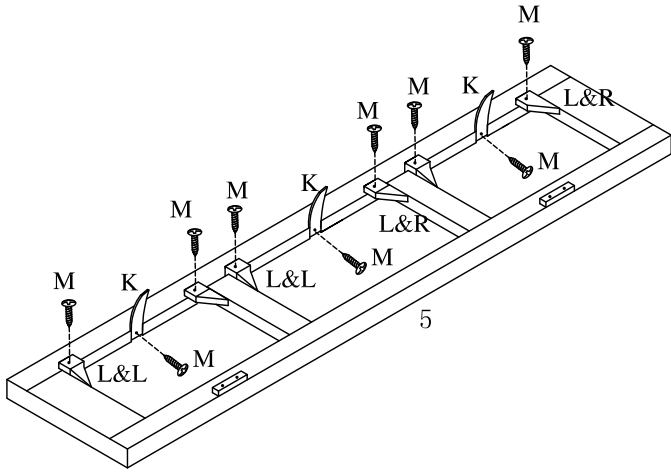
IDENTIFICATION DES PIÈCES
PARTS IDENTIFICATION

1		CÔTÉ BRAS SIDE ARMREST	2MCX 2PCS	7		CADRE FRAME	3MCX 3PCS
2		LANGUETTE DE DOSSIER SIDE ARMREST	1MC 1PC	8		PANNEAU ARRIÈRE DU TIROIR DRAWER BACK PANEL	3MCX 3PCS
3		PANNEAU CÔTÉ SIDE PANEL	2MCX 2PCS	9		PANNEAU DU FOND DU TIROIR DRAWER BOTTOM PANEL	3MCX 3PCS
4		PANNEAU ARRIÈRE BACK PANEL	1MC 1PC	10		PANNEAU CÔTÉ DU TIROIR DRAWER SIDE PANEL	6MCX 6PCS
5		PANNEAU DEVANT FRONT PANEL	1MC 1PC	11		PANNEAU DEVANT DU TIROIR DRAWER FRONT PANEL	3MCX 3PCS
6		PANNEAU DU SIÈGE SEAT PANEL	1MC 1PC				

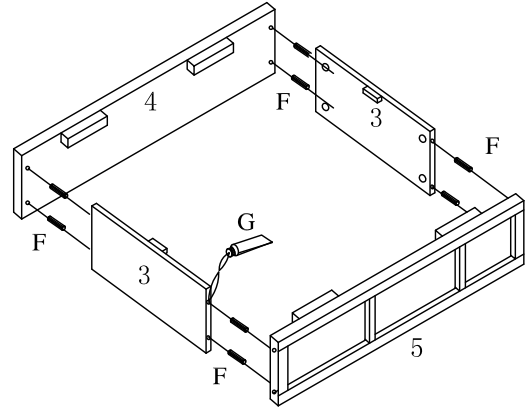
IDENTIFICATION DES PIÈCES DE MONTAGE
HARDWARE IDENTIFICATION

A		1/4" x 2-3/4"	12MCX 12PCS	G		20G	1MC 1PC
B		Ø13.5 x 9mm	12MCX 12PCS	J		40 x 60MM	3MCX 3PCS
C		1/4" x 1"	42MCX 42PCS	K		20 x 60MM	3MCX 3PCS
D		4mm	1MC 1PC	L		20 x 20MM	3MCX 3PCS
E		1/4" x 13mm	12MCX 12PCS	M		Ø3 x 10MM	18MCX 18PCS
F		Ø8 x 30mm	32MCX 32PCS				

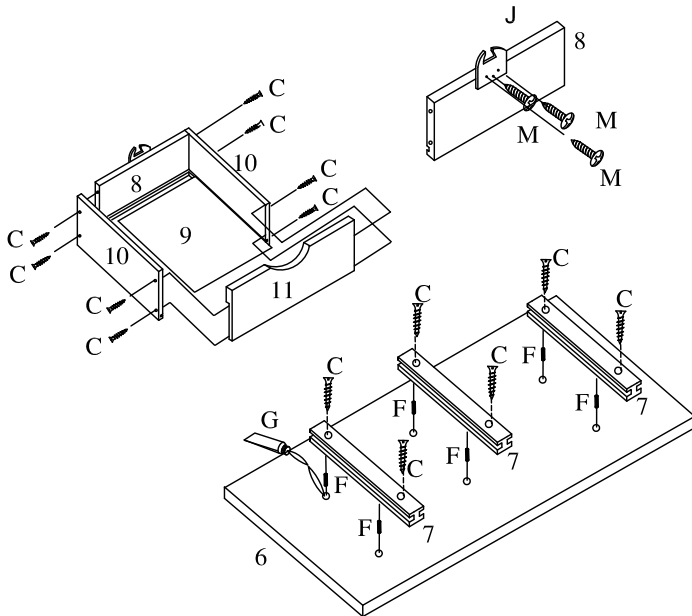
ÉTAPE / STEP 1



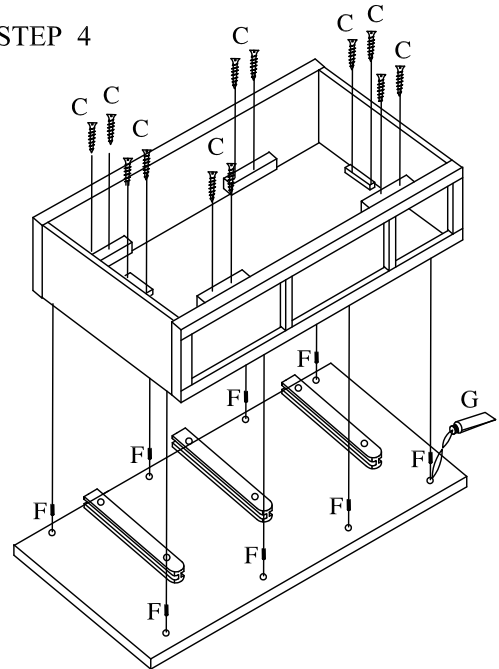
ÉTAPE / STEP 2



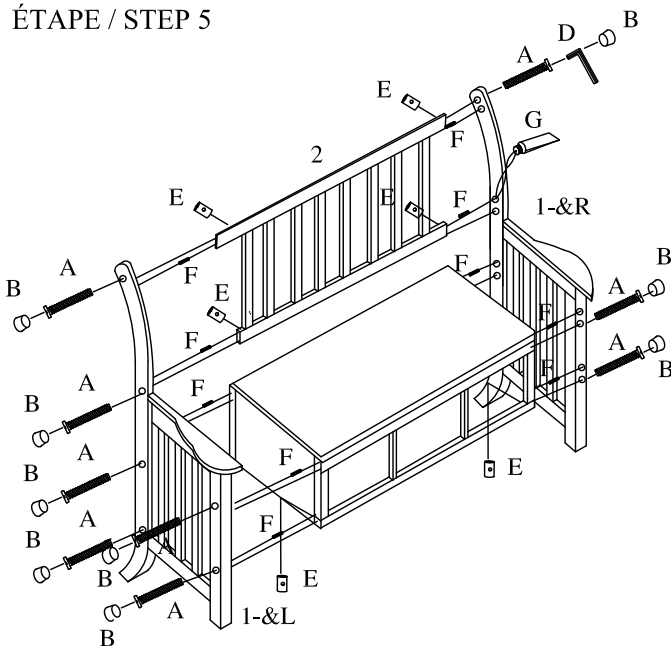
ÉTAPE / STEP 3



ÉTAPE / STEP 4



ÉTAPE / STEP 5



ÉTAPE / STEP 6

