



*Meubles de Qualité à Prix Abordable*  
*Affordable Quality Home Furniture*

CONSOLE TV 60" L STYLE VIEUX BOIS TAUPE FONCÉ  
DARK TAUPE RECLAIMED-LOOK 60" L TV CONSOLE

# I 2553

**INSTRUCTIONS D'ASSEMBLAGE**  
**ASSEMBLY INSTRUCTIONS**

**MONARCH SPECIALTIES INC.**

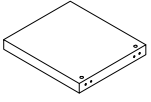
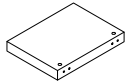
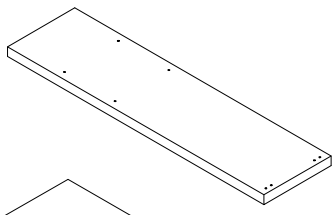
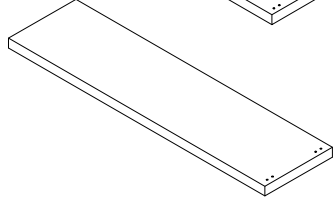
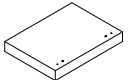


**POUR DE L'ASSISTANCE OU POUR COMMANDER  
DES PIÈCES CONTACTEZ NOTRE DÉPARTEMENT  
DE SERVICE À LA CLIENTÈLE.**

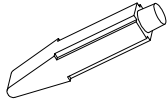
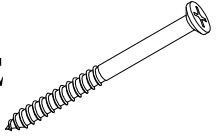
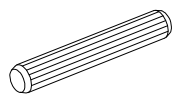
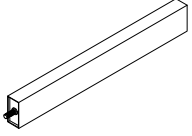
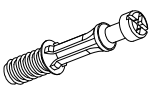
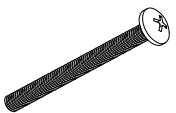
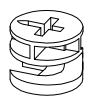
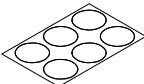
**FOR ASSISTANCE OR TO ORDER PARTS  
CONTACT OUR CUSTOMER SERVICE DEPARTMENT**

**[WWW.MONARCHSERVICE.COM](http://WWW.MONARCHSERVICE.COM)**

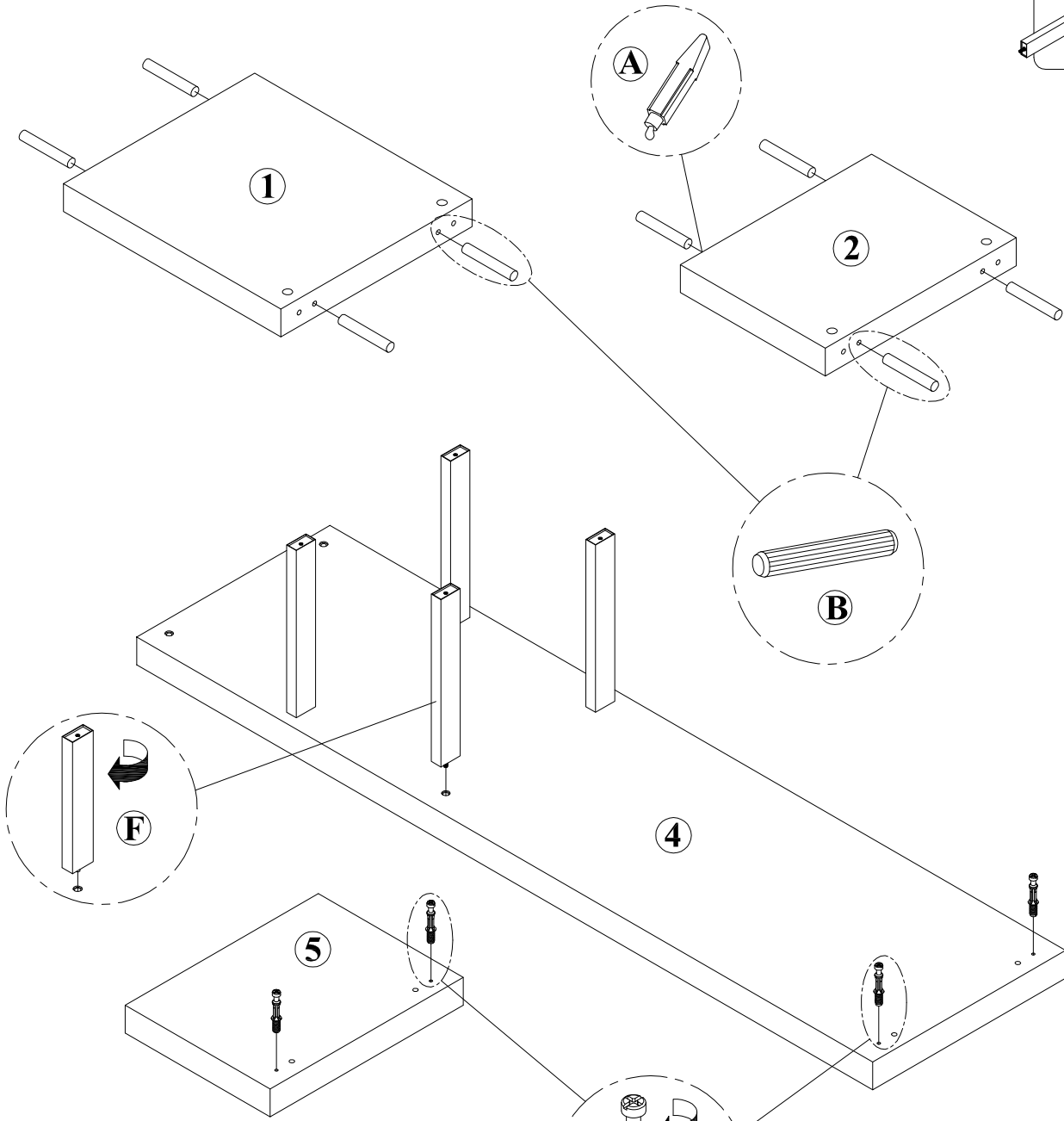
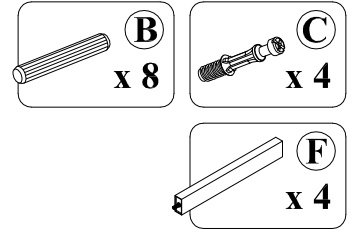
**IDENTIFICATION DES PIÈCES**  
**PARTS IDENTIFICATION**

|          |   |  |                          |
|----------|---|--|--------------------------|
| <b>1</b> |    | <b>PANNEAU CÔTÉ GAUCHE</b><br><b>LEFT SIDE PANEL</b> | <b>1MC</b><br><b>1PC</b> |
| <b>2</b> |    | <b>PANNEAU CÔTÉ DROIT</b><br><b>RIGHT SIDE PANEL</b> | <b>1MC</b><br><b>1PC</b> |
| <b>3</b> |    | <b>PANNEAU DU BAS</b><br><b>BOTTOM PANEL</b>         | <b>1MC</b><br><b>1PC</b> |
| <b>4</b> |   | <b>PANNEAU DE SÉPARATION</b><br><b>CROSS PANEL</b>   | <b>1MC</b><br><b>1PC</b> |
| <b>5</b> |  | <b>PANNEAU DU DESSUS</b><br><b>TOP PANEL</b>         | <b>1MC</b><br><b>1PC</b> |

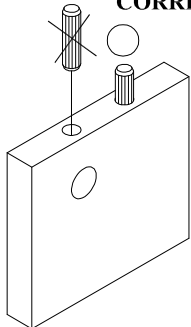
**IDENTIFICATION DES PIÈCES DE MONTAGE**  
**HARDWARE IDENTIFICATION**

|          |   |                        |                   |          |  |                    |                   |
|----------|---|------------------------|-------------------|----------|--|--------------------|-------------------|
| <b>A</b> |  | <b>COLLE/GLUE(15g)</b> | <b>1MC / PC</b>   | <b>E</b> |  | <b>75mm</b>        | <b>4MCX / PCS</b> |
| <b>B</b> |  | <b>ø8x50mm</b>         | <b>8MCX / PCS</b> | <b>F</b> |  | <b>40x20x300mm</b> | <b>4MCX / PCS</b> |
| <b>C</b> |  | <b>35.5mm</b>          | <b>4MCX / PCS</b> | <b>G</b> |  | <b>69mm</b>        | <b>4MCX / PCS</b> |
| <b>D</b> |  | <b>ø15x12mm</b>        | <b>4MCX / PCS</b> | <b>H</b> |  | <b>ø20mm</b>       | <b>1MC / PC</b>   |

ÉTAPE / STEP 1

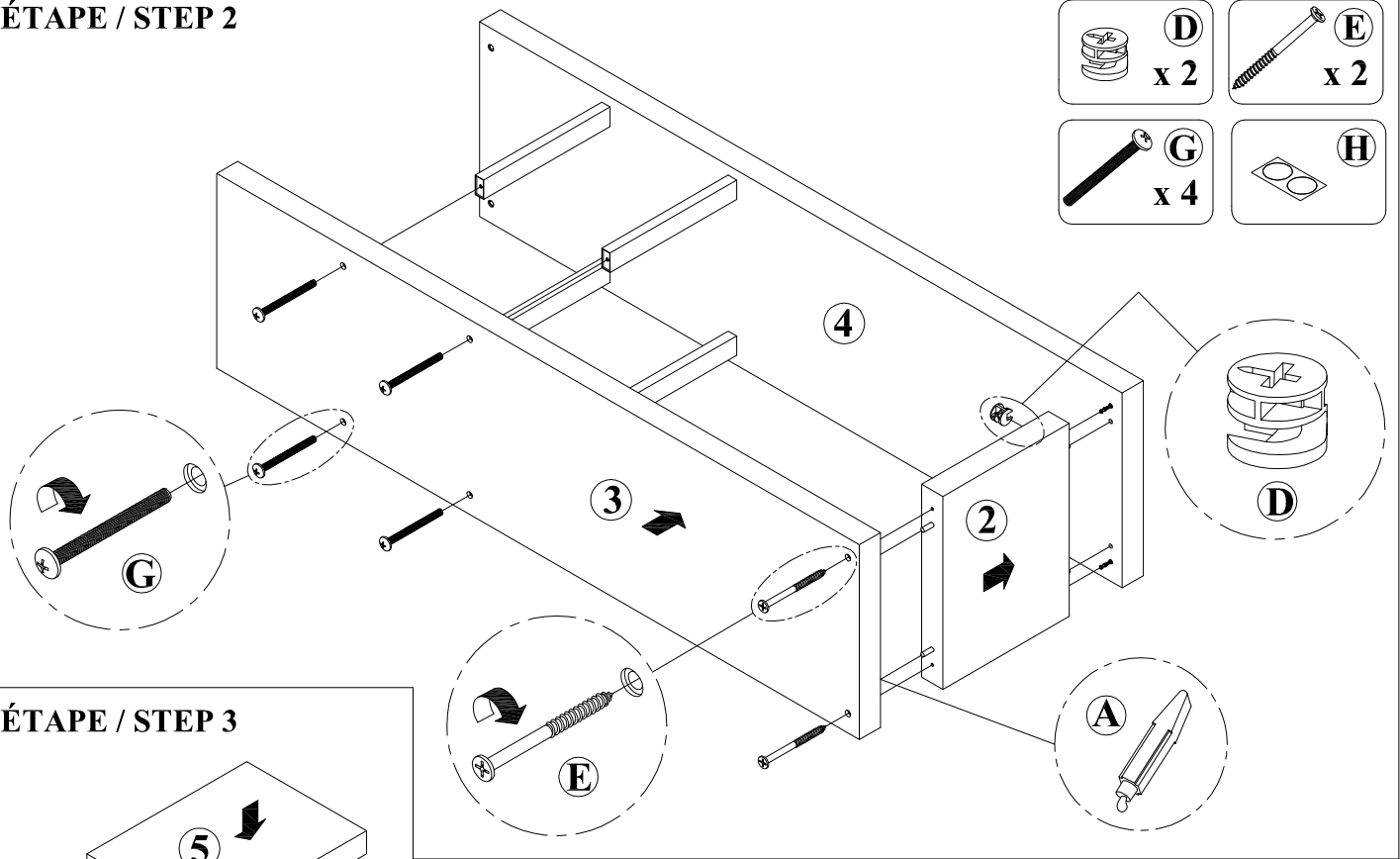


INCORRECT      CORRECT



La colle (A) doit être utilisée aux endroits indiqués  
 afin de solidifier l'étagère assemblée.  
 The Glue (A) should be used in the indicated  
 locations to help solidify the assembled unit.

ÉTAPE / STEP 2



ÉTAPE / STEP 3

