



*Meubles de Qualité à Prix Abordable
Affordable Quality Home Furniture*

**BUREAU GAGNE-PLACE 48" L CAPPUCINO
CAPPUCINO 48" L SPACE-SAVER NESTING DESK**

I 7029

INSTRUCTIONS D'ASSEMBLAGE
ASSEMBLY INSTRUCTIONS

MONARCH SPECIALTIES INC.

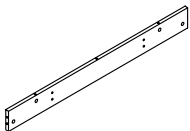




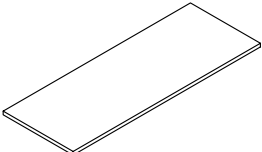




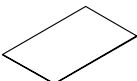


POUR DE L'ASSISTANCE OU POUR COMMANDER
DES PIÈCES CONTACTEZ NOTRE DÉPARTEMENT
DE SERVICE À LA CLIENTÈLE.












FOR ASSISTANCE OR TO ORDER PARTS
CONTACT OUR CUSTOMER SERVICE DEPARTMENT

WWW.MONARCHSERVICE.COM

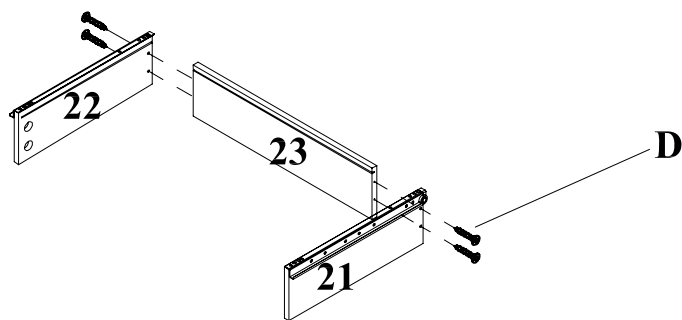
IDENTIFICATION DES PIÈCES
PARTS IDENTIFICATION

14		BARRE TRANSVERSALE CROSSBAR	1MC/PC
15		PANNEAU CÔTÉ GAUCHE LEFT SIDE PANEL	1MC/PC
16		PANNEAU CÔTÉ DROIT RIGHT SIDE PANEL	1MC/PC
17		SÉPARATEUR CROSS WALL	1MC/PC
18		SÉPARATEUR CROSS WALL	1MC/PC
19		PANNEAU DU DESSUS TOP PANEL	1MC/PC
20		PANNEAU DEVANT TIROIR DRAWER FRONT PANEL	1MC/PC
21		PANNEAU CÔTÉ DU TIROIR DRAWER SIDE PANEL	1MC/PC
22		PANNEAU CÔTÉ DU TIROIR DRAWER SIDE PANEL	1MC/PC
23		PANNEAU ARRIÈRE DU TIROIR DRAWER BACK PANEL	1MC/PC
24		PANNEAU DU FOND DU TIROIR DRAWER BOTTOM PANEL	1MC/PC

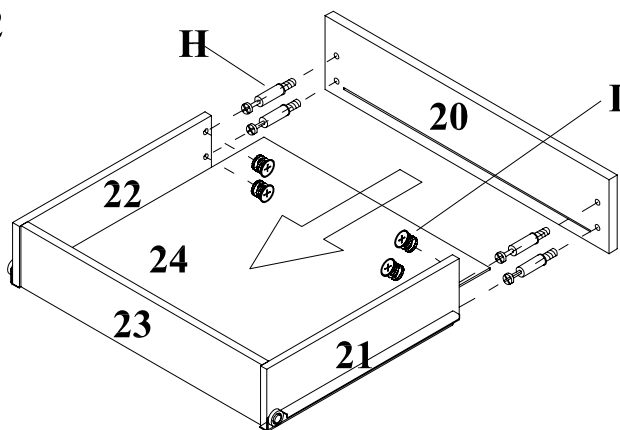
IDENTIFICATION DES PIÈCES DE MONTAGE
HARDWARE IDENTIFICATION

A		Ø15mm	40MCX/PCS
B		L=29mm	40MCX/PCS
C		Ø8×25mm	36MCX/PCS
D		Ø4×30mm	4MCX/PCS
E		Ø4×20mm	4MCX/PCS
F		H=27.5mm	2MCX/PCS
G		Ø18mm	18MCX/PCS
H		L=20mm	4MCX/PCS
I		Ø12mm	4MCX/PCS
J		10g	1MC/PC
K		Ø16mm	4MCX/PCS

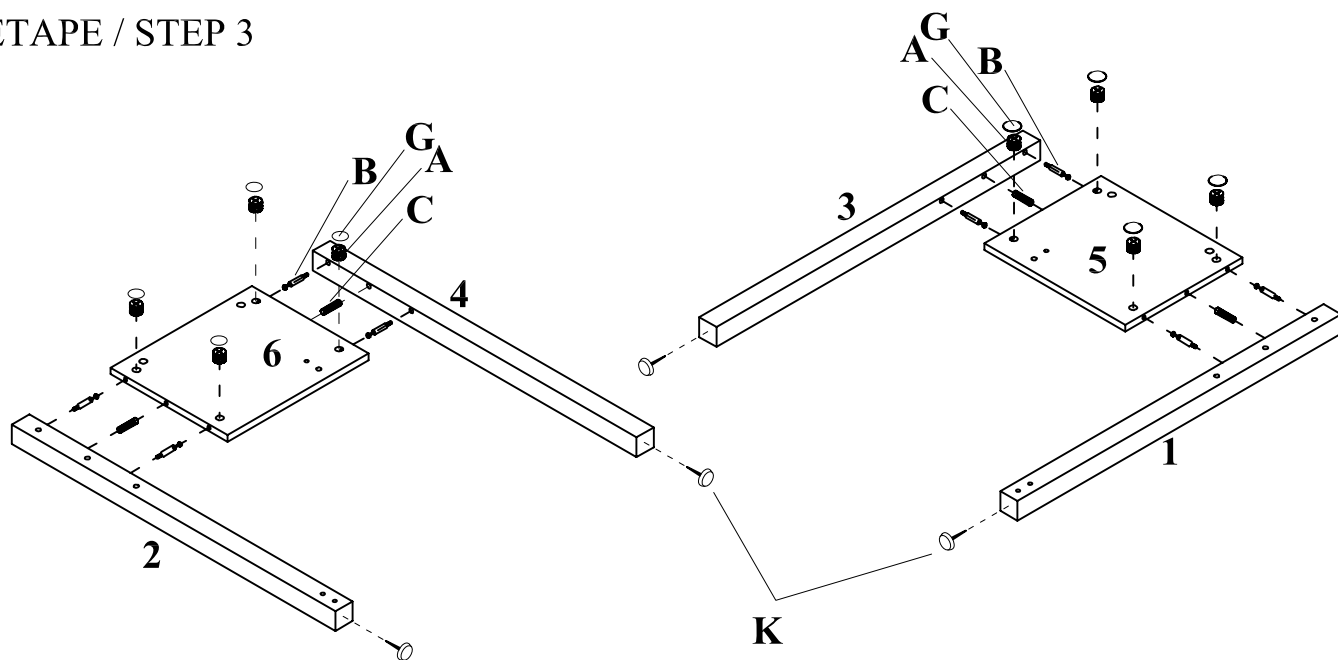
ÉTAPE / STEP 1



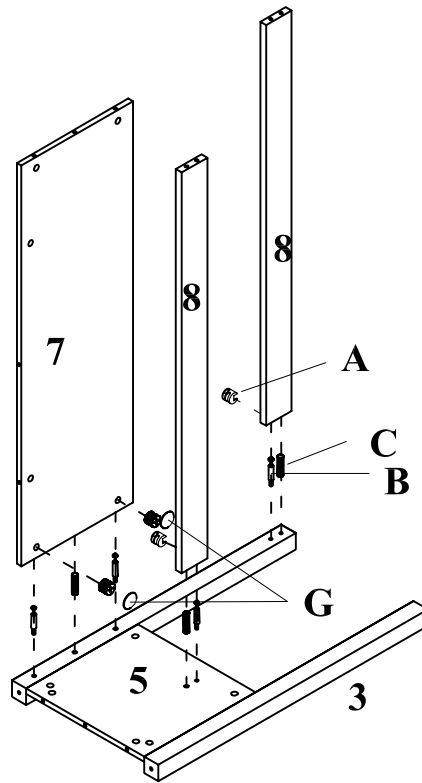
ÉTAPE / STEP 2



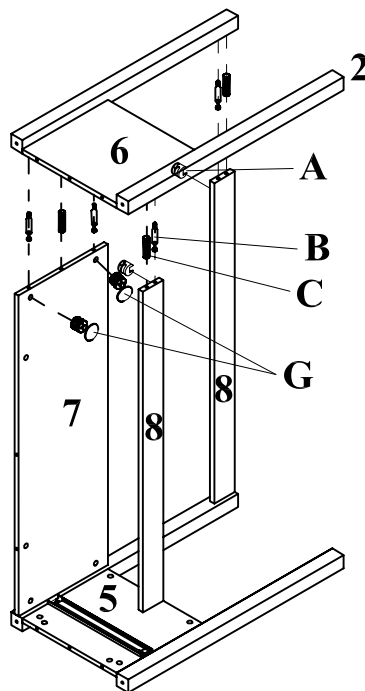
ÉTAPE / STEP 3



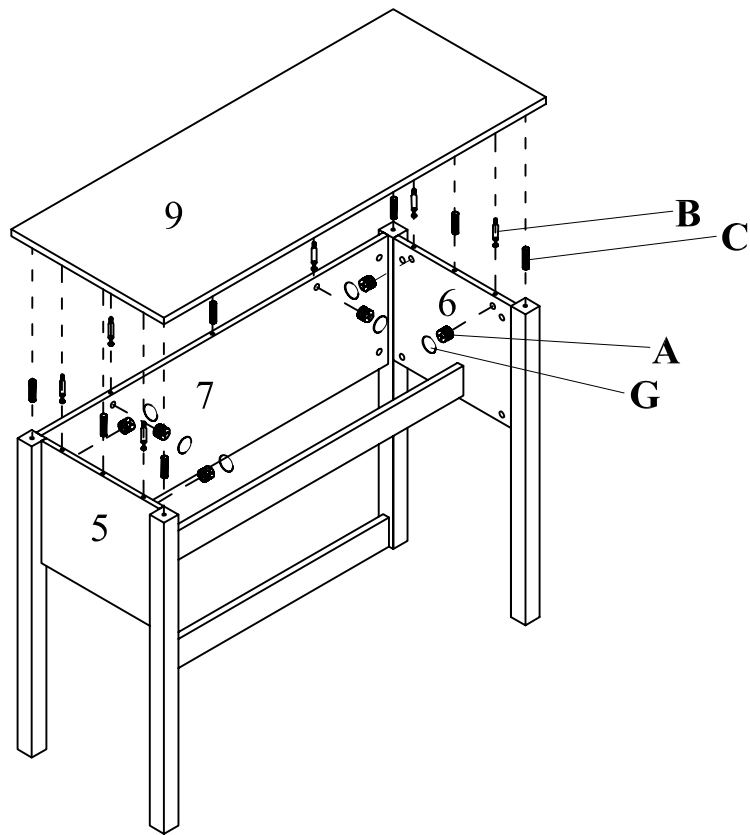
ÉTAPE / STEP 4



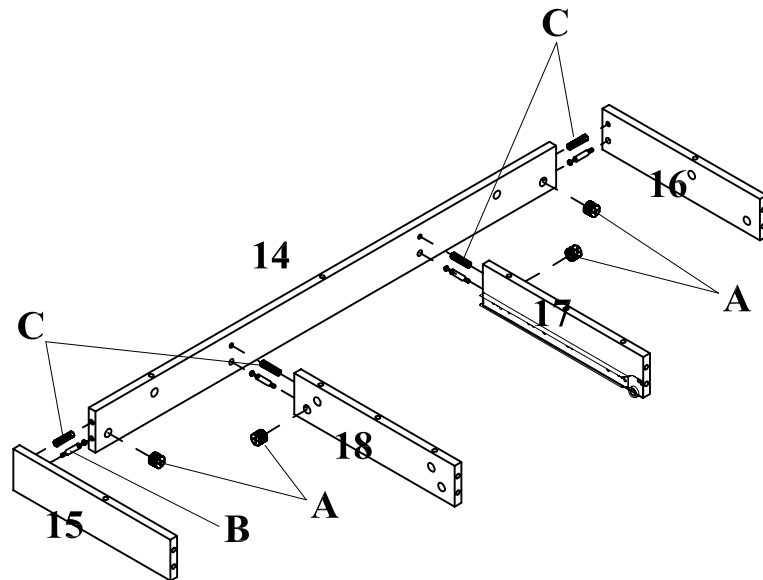
ÉTAPE / STEP 5



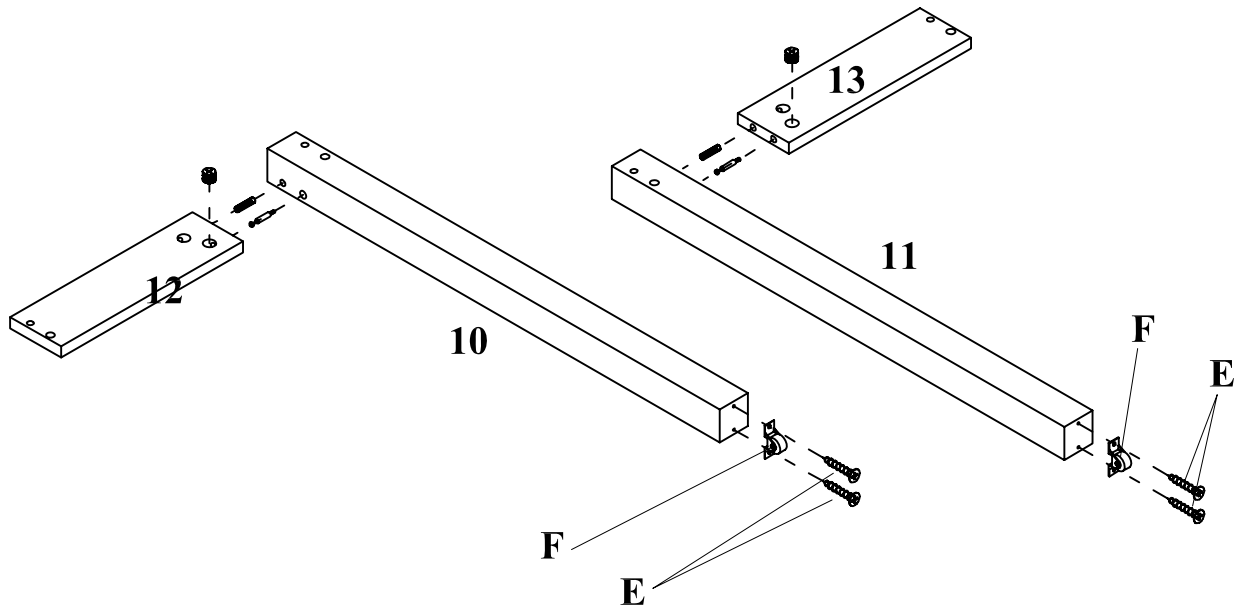
ÉTAPE / STEP 6



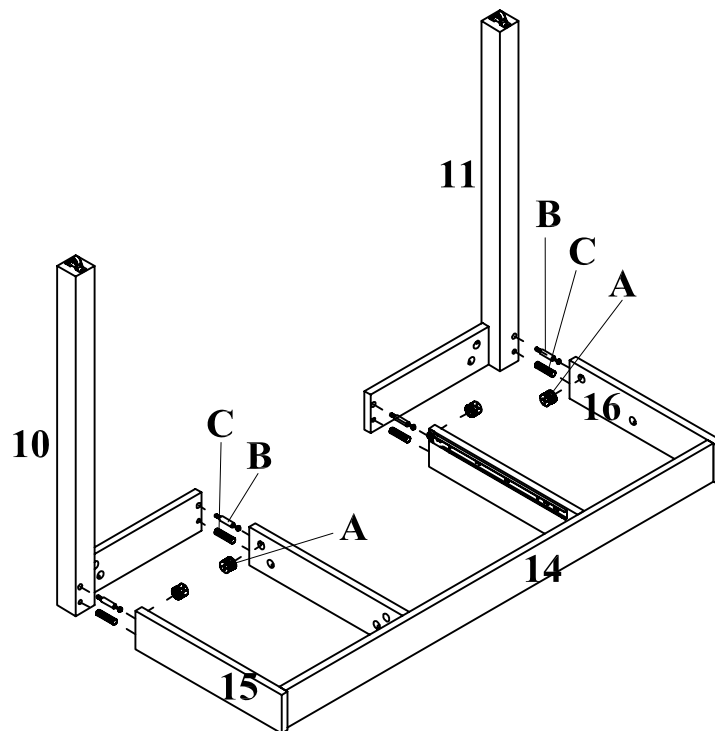
ÉTAPE / STEP 7



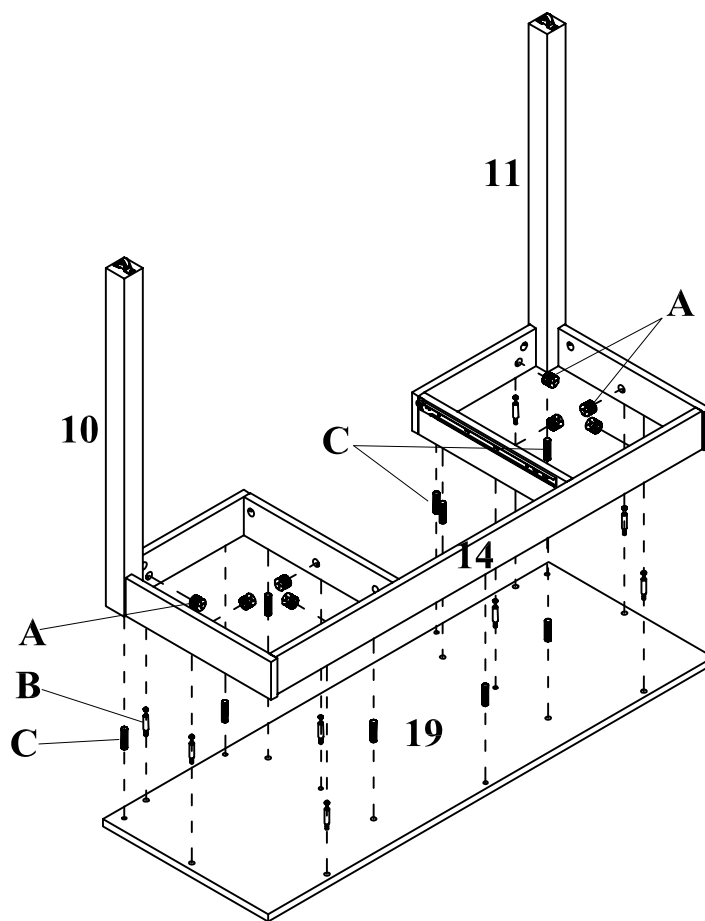
ÉTAPE / STEP 8



ÉTAPE / STEP 9



ÉTAPE / STEP 10



ÉTAPE / STEP 11

