



*Meubles de Qualité à prix Abordable
Affordable Quality Home Furniture*

BANC 48" L MÉTAL CHROMÉ / SIMILI-CUIR NOIR

BLACK LEATHER-LOOK/CHROME METAL 48" L BENCH

I 4535

**INSTRUCTIONS D'ASSEMBLAGE
ASSEMBLY INSTRUCTIONS**

MONARCH SPECIALTIES INC.



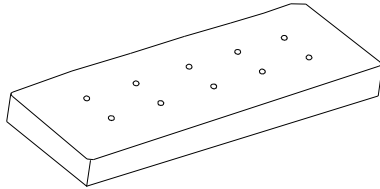
**POUR DE L'ASSISTANCE OU POUR COMMANDER
DES PIÈCES CONTACTEZ NOTRE DÉPARTEMENT
DE SERVICE À LA CLIENTÈLE.**

**FOR ASSISTANCE OR TO ORDER PARTS
CONTACT OUR CUSTOMER SERVICE DEPARTMENT**

WWW.MONARCHSERVICE.COM

IDENTIFICATION DES PIÈCES
PARTS IDENTIFICATION

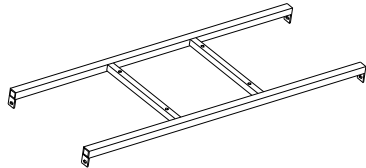
1



BANC COUSSINÉ
 BENCH CUSHION

1MC
 1PC

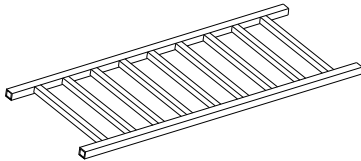
2



CADRE DU SIÈGE MÉTAL
 METAL SEAT FRAME

1MC
 1PC

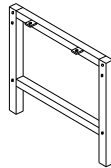
3



TABLETTE EN MÉTAL
 METAL SHELF

1MC
 1PC

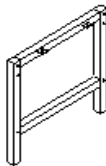
4



PATTE EN MÉTAL
 (DROITE)
 METAL LEG FRAME
 (RIGHT)

1MC
 1PC

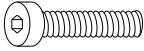
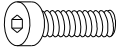


5



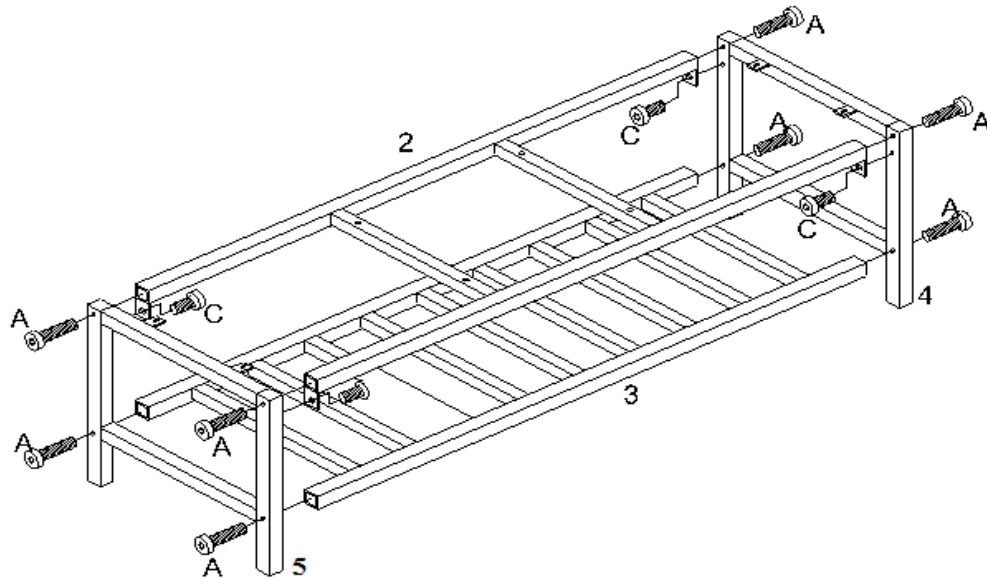
PATTE EN MÉTAL
 (GAUCHE)
 METAL LEG FRAME
 (LEFT)

1MC
 1PC

IDENTIFICATION DES PIÈCES DE MONTAGE
HARDWARE IDENTIFICATION

| | | | |
|----------|---|-----------------------------|-------------|
| A |  | M6*40MM | 6MCX / 6PCS |
| B |  | M6*35MM | 4MCX / 4PCS |
| C |  | M6*30MM | 5MCX / 5PCS |
| D |  | CLÉ HEXAGONALE ALLEN KEY | 6MCX / 6PCS |

ÉTAPE / STEP 1



ÉTAPE / STEP 2

