



*Meubles de Qualité à Prix Abordable
Affordable Quality Home Furniture*

CHARIOT DE SERVICE DE BAR ROND AVEC RANGEMENT POUR VIN
CAPPUCCINO ROUND BAR SERVING CART WITH WINE STORAGE

I 3382

INSTRUCTIONS D'ASSEMBLAGE
ASSEMBLY INSTRUCTIONS

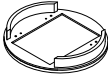
















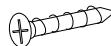





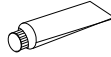











MONARCH SPECIALTIES INC.



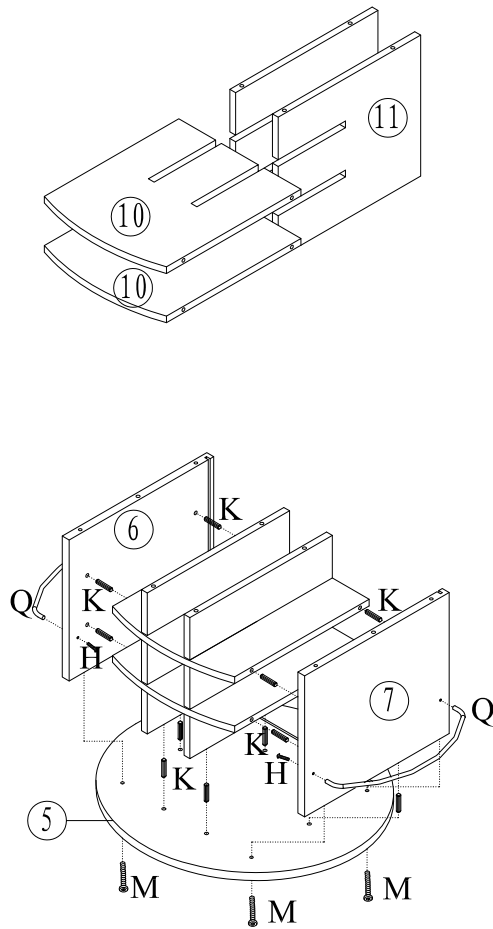
POUR DE L'ASSISTANCE OU POUR COMMANDER
DES PIÈCES CONTACTEZ NOTRE DÉPARTEMENT
DE SERVICE À LA CLIENTÈLE.

FOR ASSISTANCE OR TO ORDER PARTS
CONTACT OUR CUSTOMER SERVICE DEPARTMENT

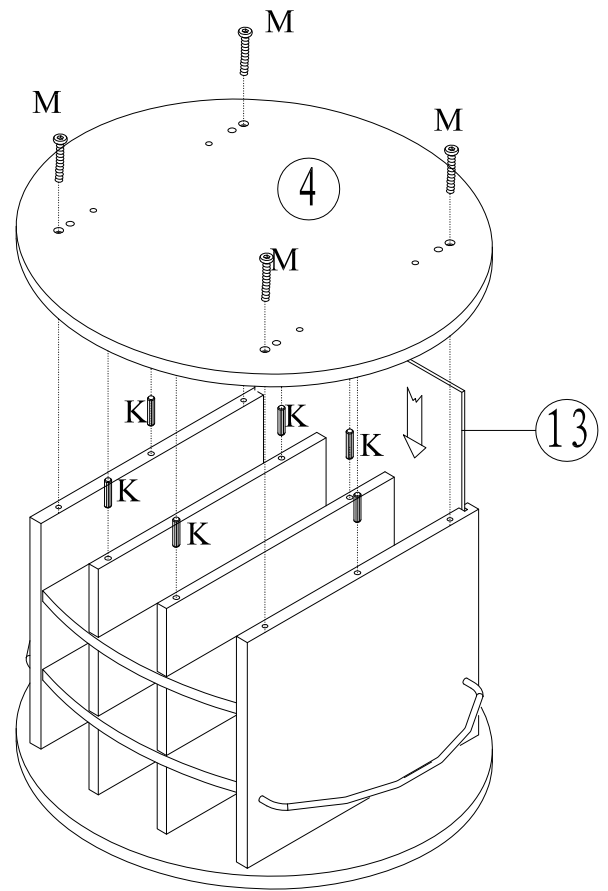
WWW.MONARCHSERVICE.COM

IDENTIFICATION DES PIÈCES PARTS IDENTIFICATION				IDENTIFICATION DES PIÈCES DE MONTAGE HARDWARE IDENTIFICATION			
1		PANNEAU DU DESSUS TOP PANEL	1MC 1PC	A		Ø1/4"	12MCX 12PCS
2		PANNEAU CÔTÉ GAUCHE LEFT SIDE PANEL	1MC 1PC	B		Ø5/8"	12MCX 12PCS
3		PANNEAU CÔTÉ DROIT RIGHT SIDE PANEL	1MC 1PC	C		20 x 60MM	1MC 1PC
4		TABLETTE AJUSTABLE ADJUSTABLE SHELF	1MC 1PC	D		40 x 60MM	1MC 1PC
5		PANNEAU DU BAS BOTTOM PANEL	1MC 1PC	E		20 x 20MM	1MC 1PC
6		PANNEAU CÔTÉ GAUCHE LEFT SIDE PANEL	1MC 1PC	F		4MM	1MC 1PC
7		PANNEAU DE CÔTÉ DROIT RIGHT SIDE PANEL	1MC 1PC	G		3 x 12MM	6MCX 6PCS
8		PANNEAU ARRIÈRE BACK PANEL	1MC 1PC	H		5/32" x 1"	9MCX 9PCS
9		TRAVERSE AVANT FRONT STRETCHER	1MC 1PC	I		Ø8 x 1"	8MCX 8PCS
10		TABLETTE AJUSTABLE ADJUSTABLE SHELF	2 MCX 2 PCS	J		Ø6.4MM	4MCX 4PCS
11		PANNEAU DE DIVISION DIVIDER PANEL	2 MCX 2 PCS	K		Ø8 x 30MM	34MCX 34PCS
12		TABLETTE AJUSTABLE ADJUSTABLE SHELF	1MC 1PC	L		20g	1MC 1PC
13		PANNEAU ARRIÈRE BACK PANEL	1MC 1PC	M		1/4" x 1-1/4"	8MCX 8PCS
14		PANNEAU DEVANT DU TIROIR DRAWER FRONT PANEL	1MC 1PC	N		1/4" x 1/2"	16MCX 16PCS
15		PANNEAU CÔTÉ DU TIROIR DRAWER SIDE PANEL	2 MCX 2 PCS	O		Ø25MM	1MC 1PC
16		PANNEAU ARRIÈRE DU TIROIR DRAWER BACK PANEL	1MC 1PC	P		3" x 95MM	4MCX 4PCS
17		PANNEAU DU FOND DU TIROIR DRAWER BOTTOM PANEL	1MC 1PC	Q		Ø8MM	4MCX 4PCS
				R		Ø20MM	4MCX 4PCS

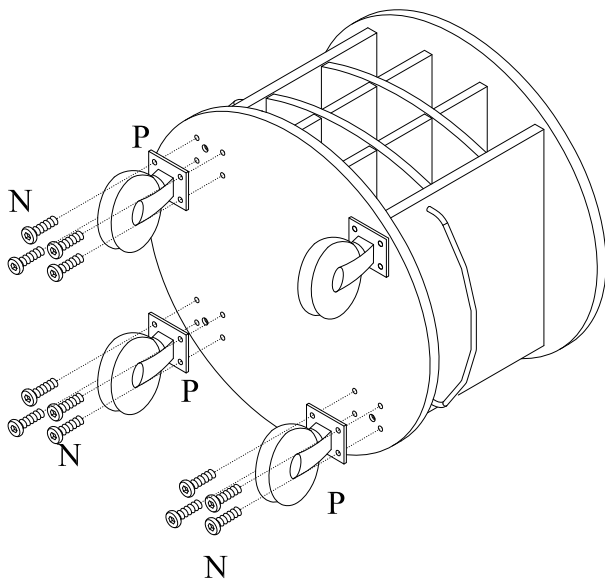
ÉTAPE / STEP 1



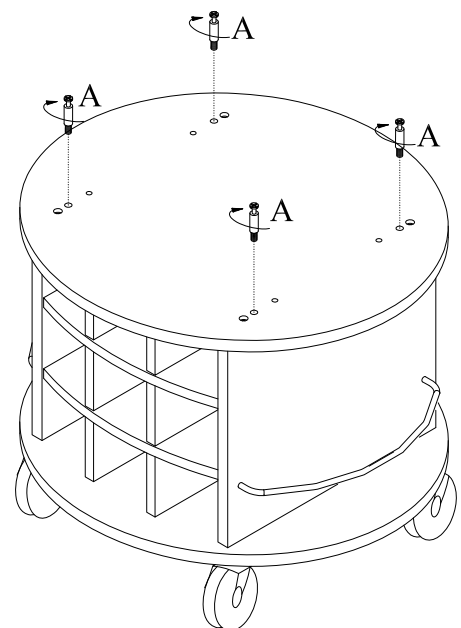
ÉTAPE / STEP 2



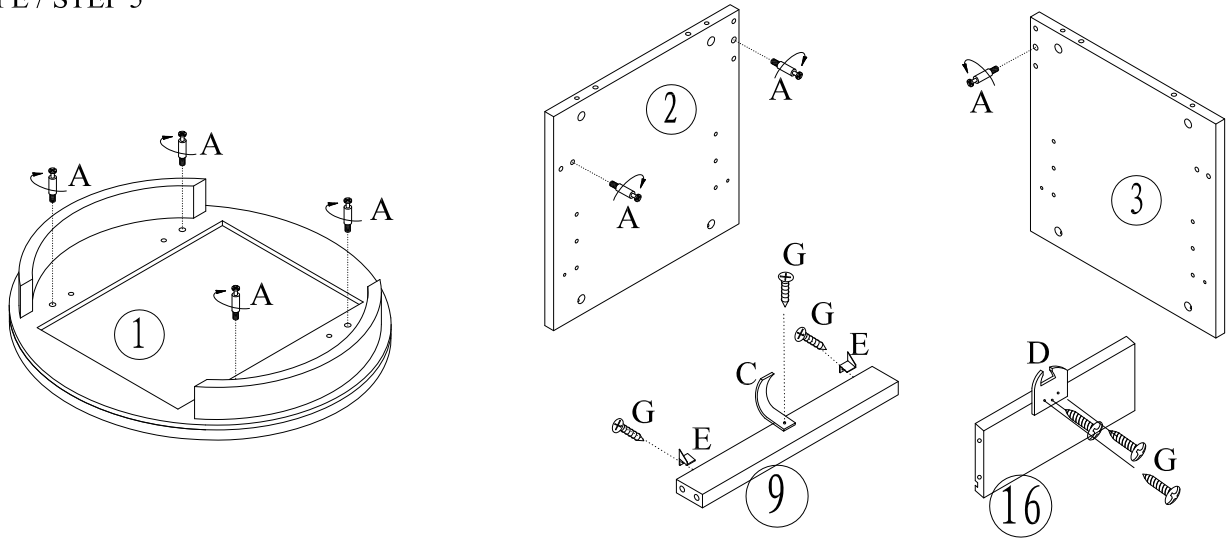
ÉTAPE / STEP 3



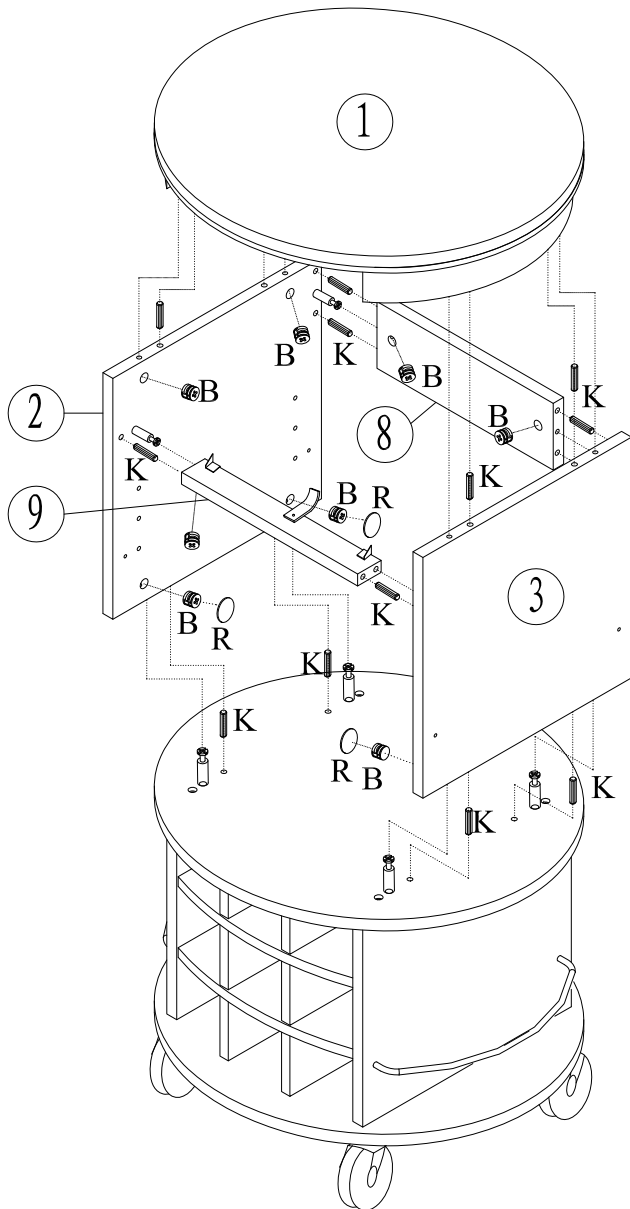
ÉTAPE / STEP 4



ÉTAPE / STEP 5



ÉTAPE / STEP 6



ÉTAPE / STEP 7

