



*Meubles de Qualité à Prix Abordable
Affordable Quality Home Furniture*

**UNITÉ DE BAR RANGEMENT BOUTEILLE ET VERRE
48" H CAPPUCINO
CAPPUCINO 48" H BAR UNIT WITH BOTTLE AND
GLASS STORAGE**

I 2544

**INSTRUCTIONS D'ASSEMBLAGE
ASSEMBLY INSTRUCTIONS**

MONARCH SPECIALTIES INC.

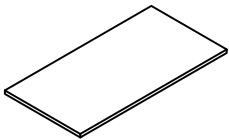
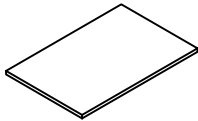
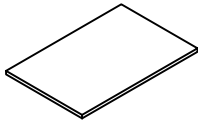
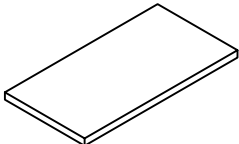
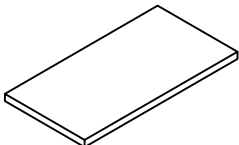

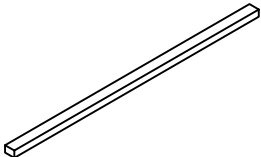
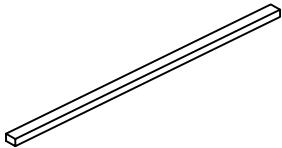

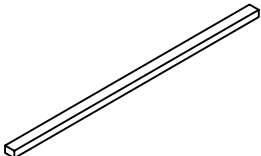


**POUR DE L'ASSISTANCE OU POUR COMMANDER
DES PIÈCES CONTACTEZ NOTRE DÉPARTEMENT
DE SERVICE À LA CLIENTÈLE.**

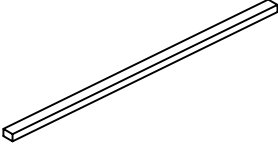
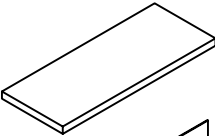
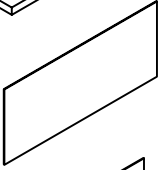
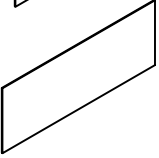
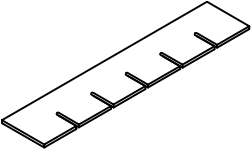

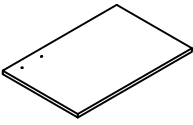
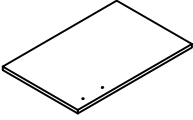
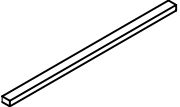
**FOR ASSISTANCE OR TO ORDER PARTS
CONTACT OUR CUSTOMER SERVICE DEPARTMENT**

WWW.MONARCHSERVICE.COM




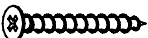

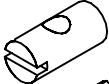

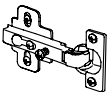





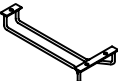

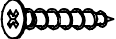



IDENTIFICATION DES PIÈCES
PARTS IDENTIFICATION

1		TABLETTE SHELF	1MC/PC
2		PANNEAU CÔTÉ GAUCHE LEFT SIDE PANEL	1MC/PC
3		PANNEAU CÔTÉ DROIT RIGHT SIDE PANEL	1MC/PC
4		PANNEAU DU DESSUS TOP PANEL	1MC/PC
5		PANNEAU DU BAS BOTTOM PANEL	1MC/PC
6		BARRE TRANSVERSALE DU GAUCHE LEFT CROSSBAR	1MC/PC
7		PATTE LEG	1MC/PC
8		PATTE LEG	1MC/PC
9		BARRE TRANSVERSALE DROIT RIGHT CROSSBAR	1MC/PC
10		PATTE LEG	1MC/PC

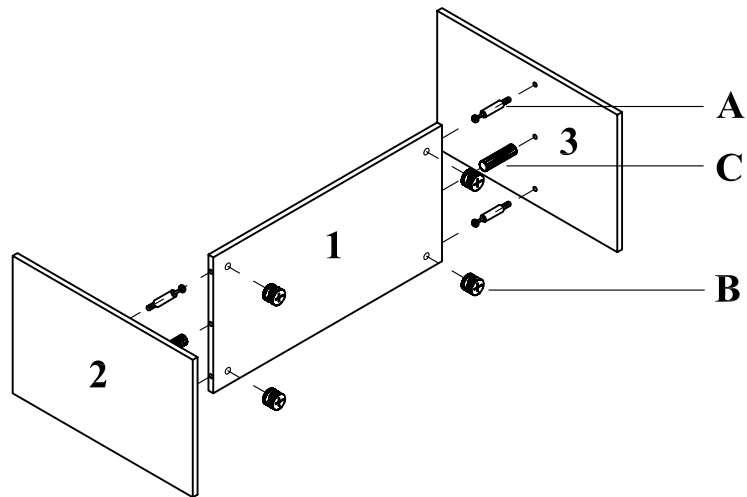
IDENTIFICATION DES PIÈCES
PARTS IDENTIFICATION

11		PATTE LEG	1MC/PC
12		PANNEAU DU DESSUS TOP PANEL	1MC/PC
13		PANNEAU ARRIÈRE BACK PANEL	4MCX/PCS
14		PANNEAU ARRIÈRE BACK PANEL	1MC/PC
15		TABLETTE SHELF	1MC/PC
16		SÉPARATEUR CROSS WALL	5MCX/PCS
17		PORTE DE GAUCHE LEFT DOOR	1MC/PC
18		PORTE DE DROIT RIGHT DOOR	1MC/PC
19		BARRE DE SOUTIEN SUPPORT BAR	1MC/PC

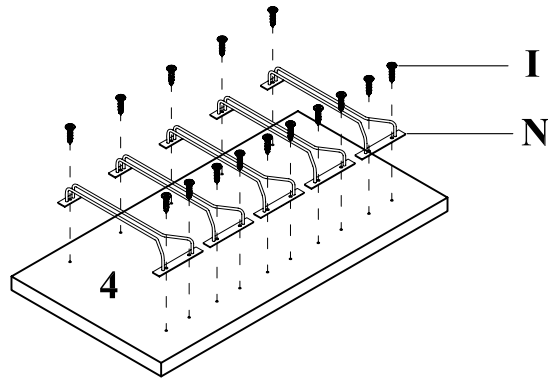
IDENTIFICATION DES PIÈCES DE MONTAGE
HARDWARE IDENTIFICATION

A		L=29mm	12MCX/PCS
B		Ø15mm	12MCX/PCS
C		Ø8×25mm	18MCX/PCS
D		Ø4×50mm	4MCX/PCS
E		M6×65mm	4MCX/PCS
F		Ø10×15mm	4MCX/PCS
G		M4mm	1MC/PC
H		301A	4MCX/PCS
I		Ø4×16mm	31MCX/PCS
J		96mm	2MCX/PCS
K		M4×22mm	4MCX/PCS
L		Ø18mm	16MCX/PCS
M		Z1016	30MCX/PCS
N		L=340mm	5MCX/PCS
O		M6×25mm	8MCX/PCS
P		Ø4×25mm	3MCX/PCS
Q		Ø8×25mm	2MCX/PCS
R		Ø16mm	4MCX/PCS
S		10g	1MC/PC

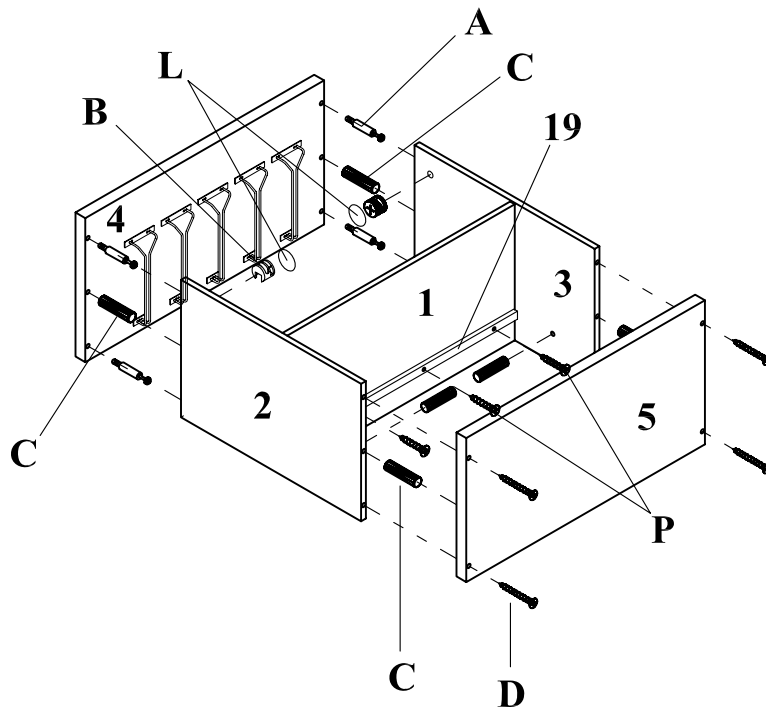
ÉTAPE / STEP 1



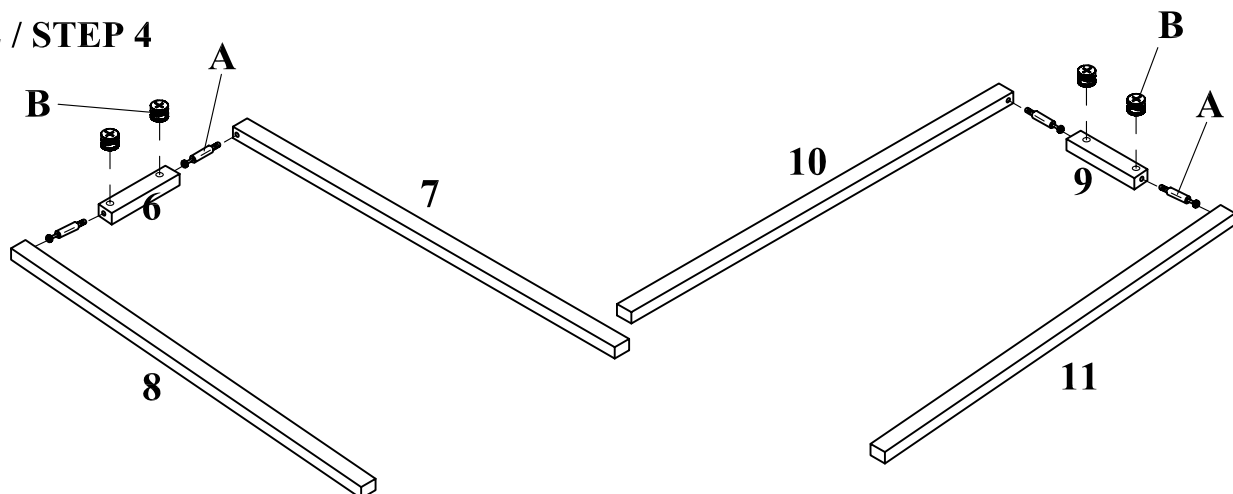
ÉTAPE / STEP 2



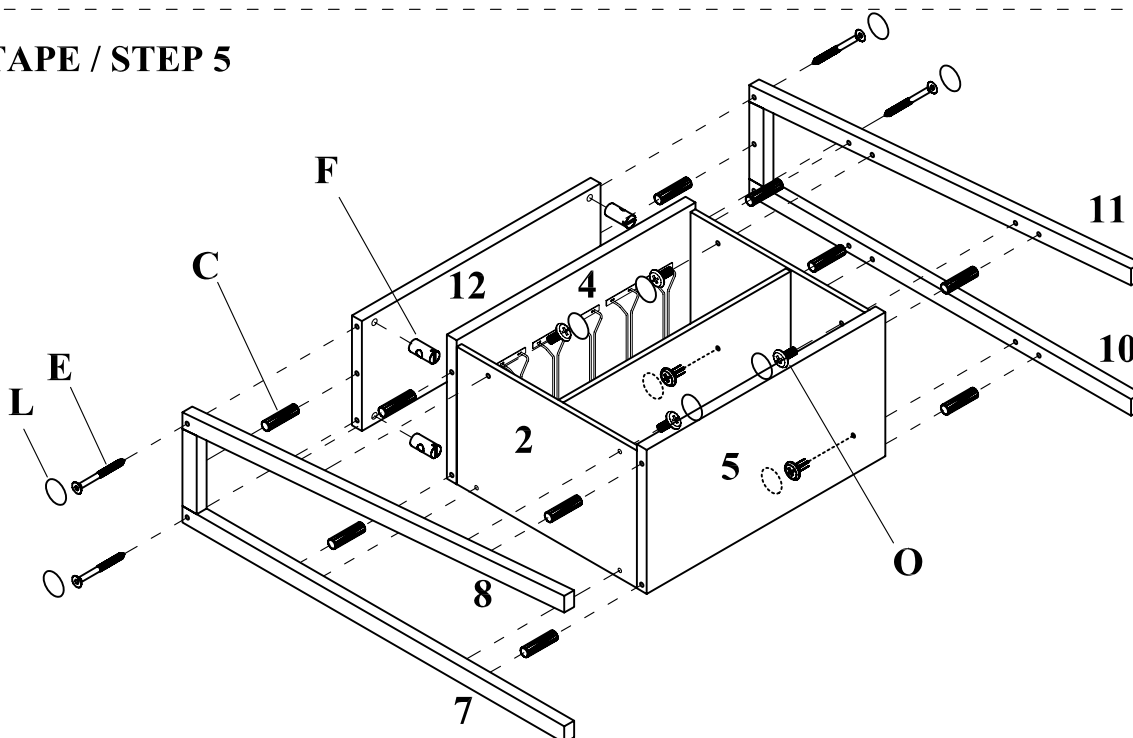
ÉTAPE / STEP 3



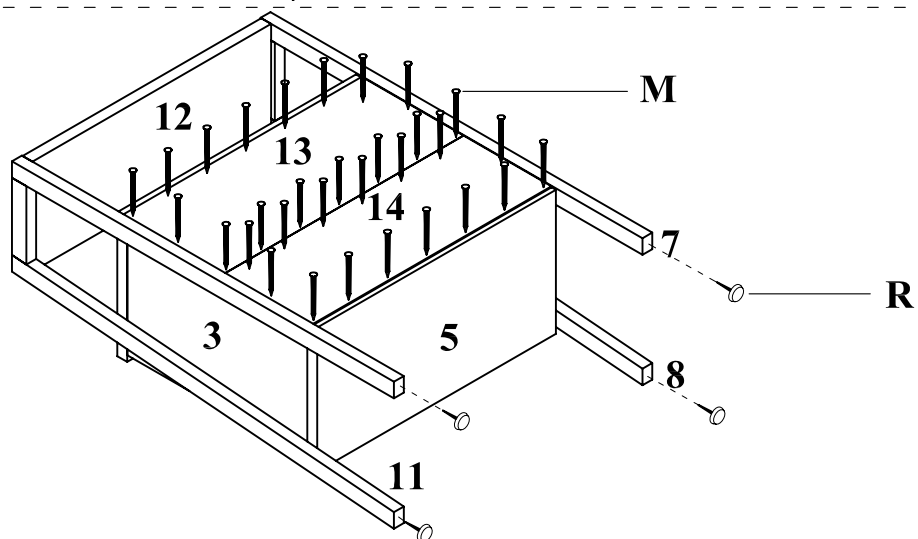
ÉTAPE / STEP 4



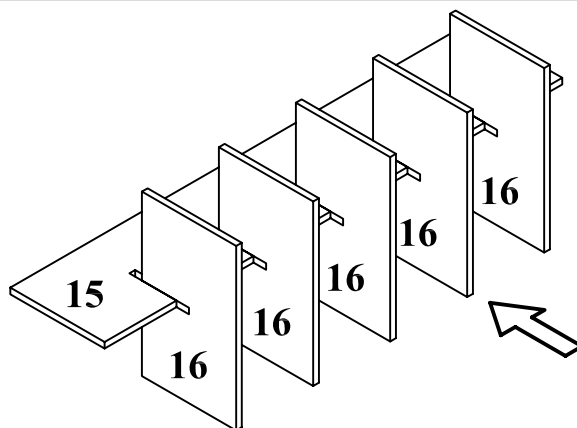
ÉTAPE / STEP 5



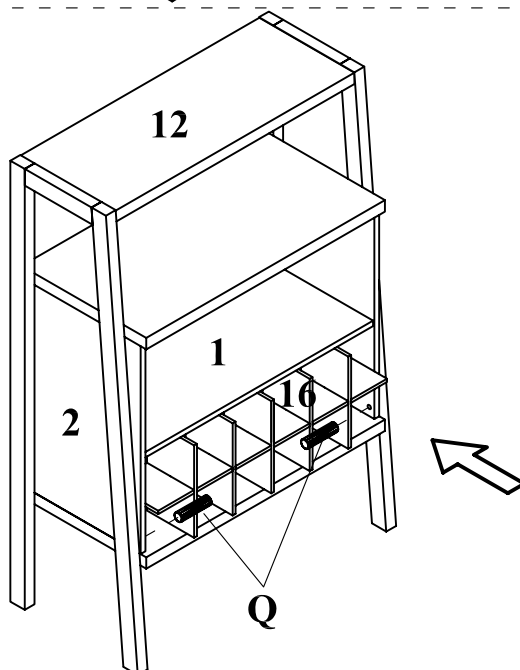
ÉTAPE / STEP 6



ÉTAPE / STEP 7



ÉTAPE / STEP 8



ÉTAPE / STEP 9

