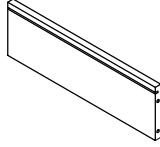
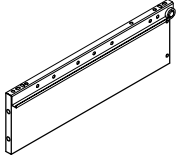
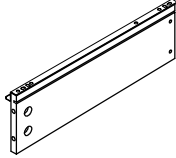
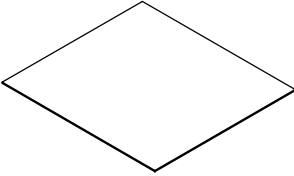
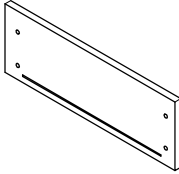
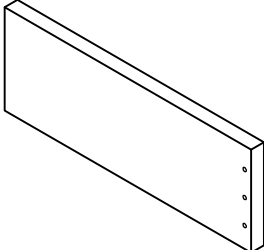

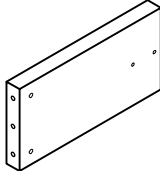
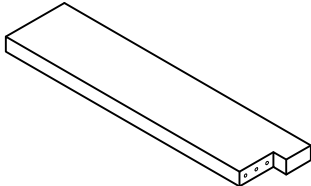
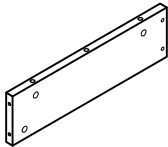
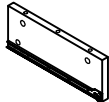
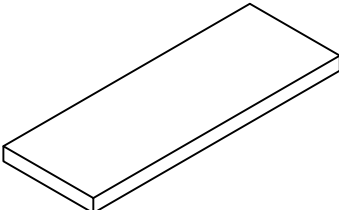






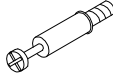




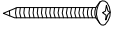
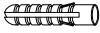


IDENTIFICATION DES PIÈCES
PARTS IDENTIFICATION

1		PANNEAU ARRIÈRE DU TIROIR DRAWER BACK PANEL	1MC/PC
2		PANNEAU CÔTÉ GAUCHE DU TIROIR LEFT DRAWER SIDE PANEL	1MC/PC
3		PANNEAU CÔTÉ DROIT DU TIROIR RIGHT DRAWER SIDE PANEL	1MC/PC
4		PANNEAU DU FOND DU TIROIR DRAWER BOTTOM PANEL	1MC/PC
5		PANNEAU ARRIÈRE DU TIROIR DRAWER BACK PANEL	1MC/PC
6		PANNEAU CÔTÉ GAUCHE LEFT SIDE PANEL	1MC/PC

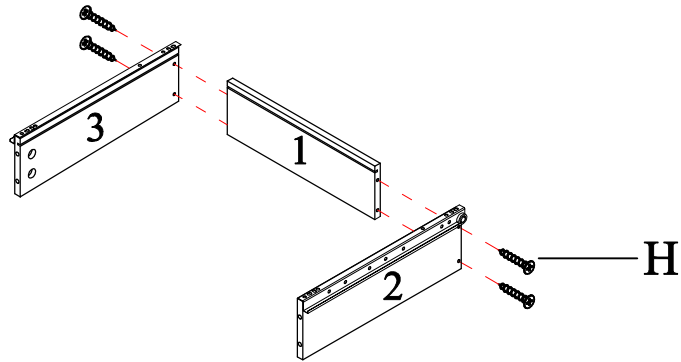
IDENTIFICATION DES PIÈCES
PARTS IDENTIFICATION

7		PANNEAU DU BAS BOTTOM PANEL	1MC/PC
8		PANNEAU DU BAS BOTTOM PANEL	1MC/PC
9		PANNEAU CÔTÉ DROIT RIGHT SIDE PANEL	1MC/PC
10		PANNEAU ARRIÈRE BACK PANEL	1MC/PC
11		PANNEAU CÔTÉ DROIT RIGHT SIDE PANEL	1MC/PC
12		PANNEAU DU DESSUS TOP PANEL	1MC/PC

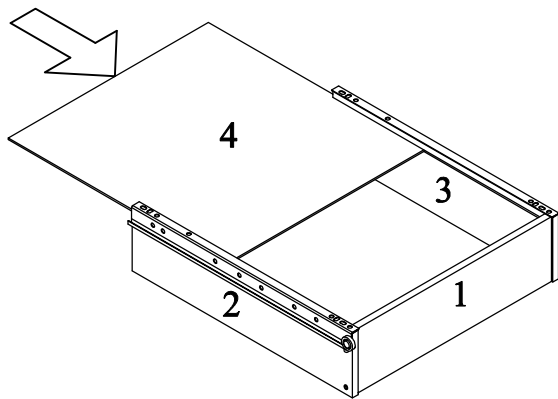
IDENTIFICATION DES PIÈCES DE MONTAGE
HARDWARE IDENTIFICATION

A		L=29mm	14MCX/PCS
B		Ø15mm	14MCX/PCS
C		Ø8×25mm	9MCX/PCS
D		Ø20mm	2MCX/PCS
E		L=20mm	4MCX/PCS
F		Ø12mm	4MCX/PCS
G		Ø7×58mm	2MCX/PCS
H		Ø4×30mm	4MCX/PCS
I		Ø4×25mm	1MC/PC
J		Ø5×40mm	1MC/PC
K		Ø8×40mm	1MC/PC
L		200×12mm	1MC/PC
M		COLLE/GLUE	1MC/PC

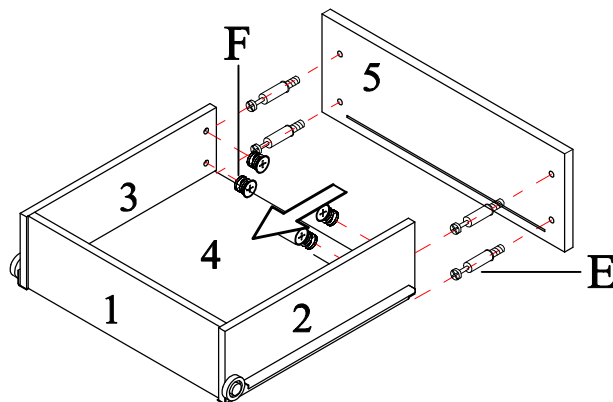
ÉTAPE / STEP 1



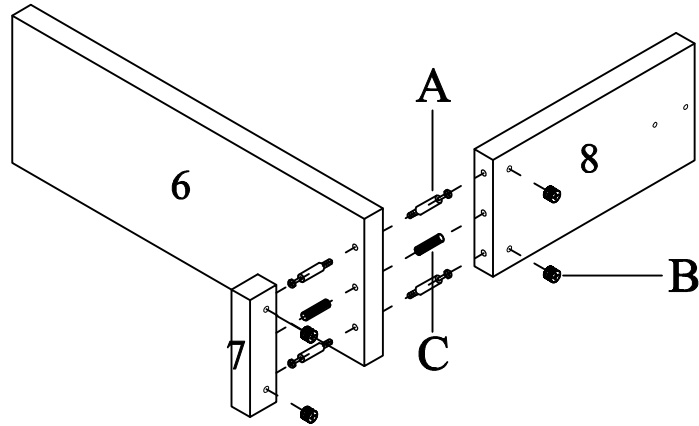
ÉTAPE / STEP 2



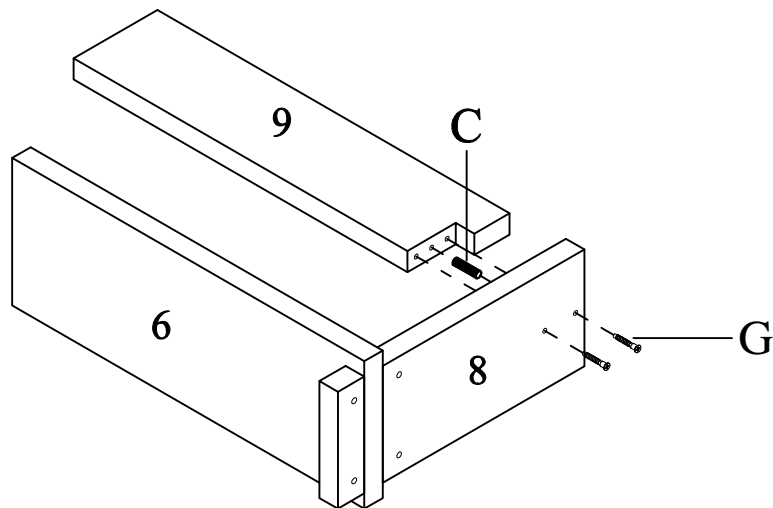
ÉTAPE / STEP 3



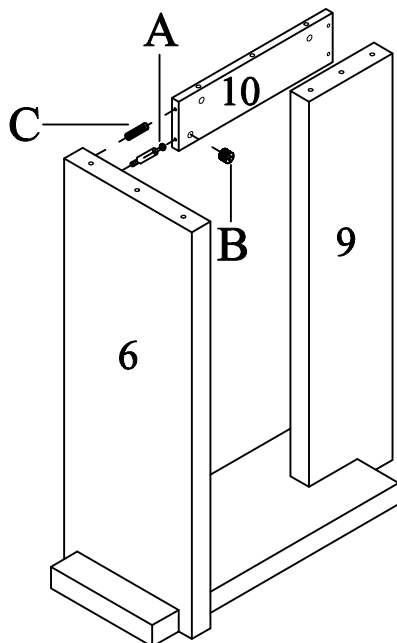
ÉTAPE / STEP 4



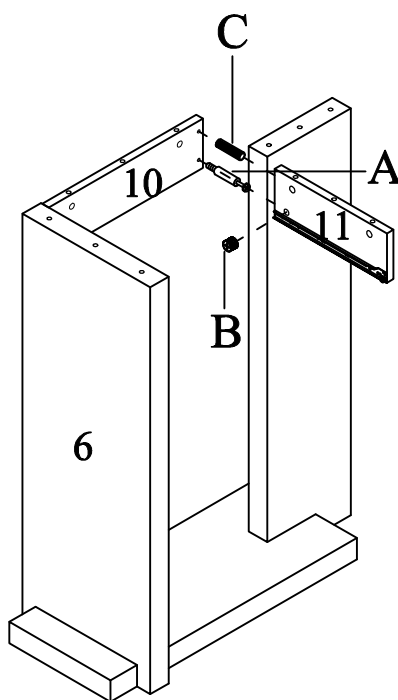
ÉTAPE / STEP 5



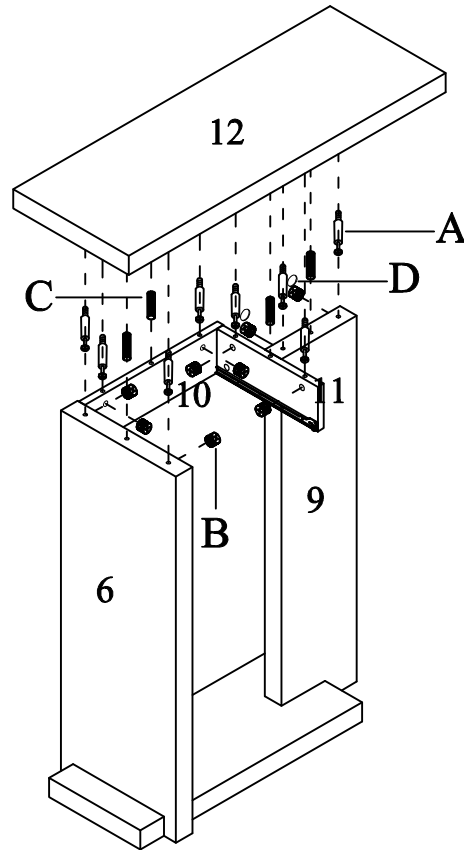
ÉTAPE / STEP 6



ÉTAPE / STEP 7



ÉTAPE / STEP 8



ÉTAPE / STEP 9

